

## LED Lamp B35 6W E14 clear

LED technology in a classic candle shape: A great feature for any chandelier - or any other application which previously required candle-style incandescent lamps. LEDON's clear candle adds sparkle to your chandelier while delivering warm comfortable light in an elegant, complimentary design.



ITEM DESCRIPTION	ARTICLE CODE	EAN CODE	DIMMABLE
LED LAMP B35 6W/C/927 E14 230V	28000510	9 009453 004963	No
LED LAMP B35 6W/C/927 E14 230V DIM	28000511	9 009453 004987	Yes

GENERAL CHARACTERISTICS	
Shape	B35
Cap - Base	E14
Finish	Clear
Energy Efficiency Class	A+
Lamp Materials	Plastic / Metal
Lifetime (hours)	25 000 h
Lifetime (years)	25 (burning time Ø 2.7 h per day)
Rated Lifetime	25 000 h
Switching Cycles	100 000
Start Time from 0% to 100%	< 0.5 s
Tc (max)	85 °C
Mercury Content	0.0 mg
Lamp Recycling	Yes - please consider the local regulations
Guarantee	5 years

LIGHT CHARACTERISTICS	
Nominal Luminous Flux	400 lm
Rated Luminous Flux	400 lm
Color	Warm White
Color Temperature	2700 K
Color Rendering Index	90
Lamp Efficacy	67 lm/W
Lumen Maintenance Factor (at end of nominal lifetime)	70 %
Beam Angle	230°
Color Consistency	< 6 Step MacAdam Ellipse
Incandescent wattage equivalent suggested by LEDON	40 W
Wattage Equivalent *	35 W
Flicker Percent	< 3 %

\* according to regulations (EC) 244/2009 & (EU) 1194/2012

## ELECTRICAL CHARACTERISTICS

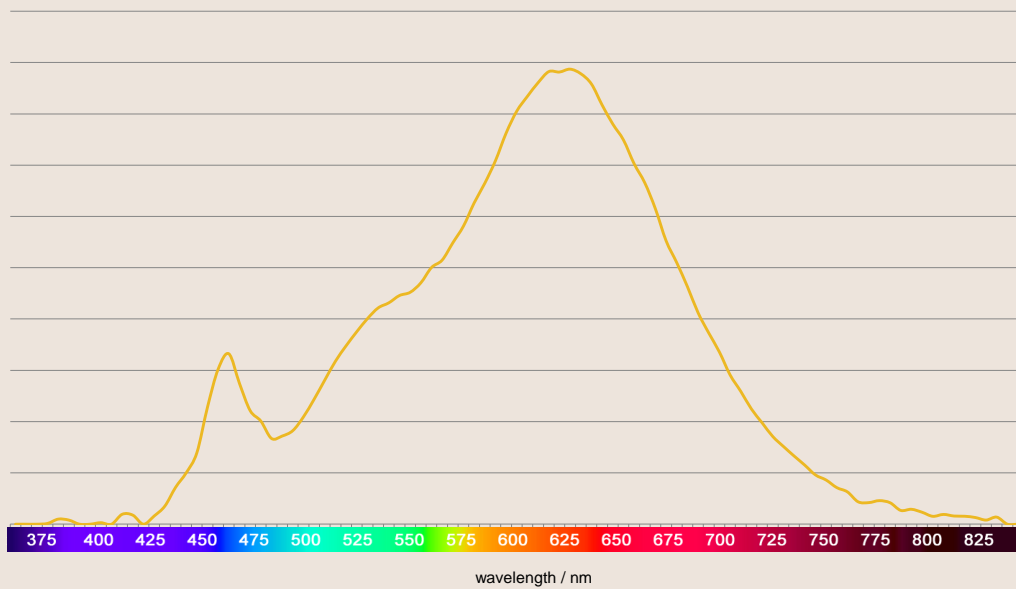
Energy Consumption	6 W	
Rated Wattage	6.0 W	
Operating Frequency	50/60 Hz	
Supply Voltage	230-240 V AC	
Power Factor	<i>Non-Dimmable</i>	<i>Dimmable</i>
	> 0.5	> 0.5
Input Current (measured value)	45 mA	34 mA
Input Current (calculated value)	26 mA	26 mA
Inrush Current	3.5 A	4.38 A

## DIMENSIONS


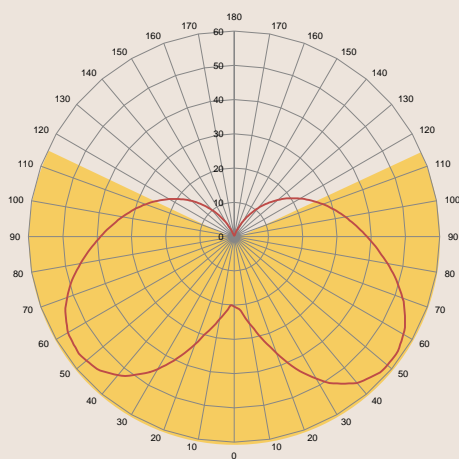
Height	111 mm	111 mm
Diameter	35 mm	35 mm
Weight	76 g	80 g

## GRAPHICS

SPECTRAL POWER DISTRIBUTION OF LEDON 6W B35



230°



Find here a list with compatible dimmers: <http://www.ledon-lamp.com/en/dimmer>

Data subject to change  
Last updated on: 27.07.2015